

# Great Basin Basketmakers

Continuing 10,000 Years of Basket Arts



## Newsletter

June 2011

Volume 25 Number 6

Edited by

Cornelia Kallerud

[www.greatbasinbasketmakers.org](http://www.greatbasinbasketmakers.org)

Next General Meeting Program

**Thursday, June, 2nd**

**Larry D. Johnson Community Center**

**Sparks**

Optional Social—12:00 noon

Business meeting—12:30

Program—2:00

Annual Material Sale



*The little pictures in this issue are baskets made by the students in the recycle class by April Barber*

### In this Issue

Meeting minutes	2
June - Gourd workshop	3
July - Willow workshop	4
Project from the GBB archives	5
Other basket information	6
Nantucket Basket history	7

Amazing, isn't it, how some see the basket half empty and others see it half full? Some see life hopeless, some hopeful. Even when things are less than perfect, if you can think of the good, the beautiful, the hopeful, you'll be more than sustained."

### June 2, 2011 Materials Sale!!!

This is the month for our Spring Cleaning Materials Sale. Bring all of your formerly loved treasures so someone else can "NOW" love them. Please have everything priced and include your name on the tag. Remember GBB gets 10% of your sales. Since everyone gets so excited about this sale—we will proceed with the sale at 12:45 PM, as soon as the materials get tabled. We will have a short business meeting around 1:30 PM.

**There will be a change to the July Meeting.**

**On July 7, 2011 we will be meeting at the Nevada State Museum in Carson City for a "Behind the Scenes Datsolalee Basket Collection Tour" with Gene Hattori.**

The space for viewing the collection is rather limiting so you will need to sign-up for smaller group tours. We will begin sign-ups for the tours at the June meeting—please contact Karen Olson at 775 852-5401 or email [kvolson@charter.net](mailto:kvolson@charter.net) if you would like to attend the July tour but cannot be at the June meeting. Each group tour will last approximately 1 hour. We may have a luncheon after the tours and maybe a short business meeting. There will be more specific information concerning this event in the July newsletter. We'll keep you posted. The August meeting will return to the Larry D. Johnson Center in Sparks with a program of "Baskets from Around the World" with members bringing and sharing baskets they have collected from places in the world.

**GBB Meeting Minutes**      **May 5, 2011**    **Larry Johnson Center**  
Submitted by Cat Mena.

Meeting was call to order @ 12.45 pm by President Karen Olson. There were 30 anticipatory members present as Retreat Raffle Baskets voting had just taken place.



**Treasures Report** by Karen Rosselli

**Membership Report** by Sandy Zoerner – membership stands at 185.

**Correspondence** Report by Billie Walker: Sympathy & Get Well cards were circulated.

**Meeting Program Report** by Karen Olson: Stool parts stood ready to be assembled for those making the rush stool at the retreat. Check out GBB website for current program changes. Please contact Karen if you have a request or would like to be a presenter.

**Monthly Workshop Report** by Carol Thomas: On *June 16 & 17* Cheryl Bennett will teach Gourdeous Gourds. On *June 2* a material sale will be held after our regular monthly meeting, bring your materials already priced, GBB will take 10%. Betty Hulse will teach a Willow Class on *July 15 & 16* at Joan O'Brien's House. Linda Pietz and her husband have offered to teach broom making and a 12<sup>th</sup> century tool basket –dates TBA



**Special Workshop Report** by Joan O'Brien: Sign-up and make a \$35 deposit now for Flo Hoppe's Workshop (Sept. 10-11).

**Exhibits/Shows Report** by Margaret Marshall: Interested in making baskets for a Christmas Sale at Classic Residents? Contact Margaret.

**Special Projects/Event Report** by Karen Olson: Retreat information handed out.

**Library Report** by Connie Douglas – New books are coming. Some surplus library stuff will be included in the June 2 material sale.

**Announcements:** Plant sale at Wilbur D. May Arboretum, Saturday June 4<sup>th</sup> from 8 am to noon.

Meeting was adjourned at 1:25 pm. Show and Tell commenced – Sharing your treasures stimulate and ignite our creative spirits, plus you receive a raffle ticket.

**A Call to Artists from North Tahoe ARTS is going out in hopes to find talented and creative basket, gourd and willow furniture artists**



within our communities. This exhibit is for the month of June 2011 in the Corison Loft, at the Art Center, Tahoe City. All forms of basket weaving techniques and traditions and/or gourd art are welcome.

**IMPORTANT DATES:**

**Deadline for Application: 5/13 by noon.** Drop off Art: 5/30 by noon. Installation: 5/31

**Opening reception: 6/4 5-7 p.m.** Pick up Art: 6/27 by 1:00 p.m.

**Eligibility Requirements:** Art will be juried.

Art must be original produced solely by the artist. All work can be replaced when sold.

Gallery fee will be split between participants. The more the merrier. North Tahoe ARTS members commission is 70%, 60% for non-members. Jury will need three 4X6 photos, or emailed to us in jpeg format of at least 300 DPI by Friday May 13th. These can be on a CD if you prefer. CD's will be returned at the end of the exhibit if you provide a stamped self return envelope. Please also provide an inventory sheet with respective prices & dimensions.

*A volunteer commitment of a kids art workshop, a demo, or an appetizer or wine for the opening is required of all artists that show in the gallery.*

You may download a generic application from our website [www.northtahoearts.com](http://www.northtahoearts.com)

North Tahoe ARTS 380 N. Lake Blvd. P.O. Box 6354 Tahoe City, CA 96145 (530) 581-2787

*PS, even though this notice may be late, you may still get in, CK*

**Two “Gourdeous” Gourds for the Price of One**

Thursday, June 16th & Friday, June 17th, 2011

*Instructor: Cheryl Bennett*

*Location: Bennett’s Backyard*

*12550 Broili Drive, Reno, NV 89511*

*Time: 9:30 AM to 4:30 PM*



**Class Fee:** \$50 for the two day class includes gourds, paints and weaving materials

**Materials Fee:** You will need to purchase linen bark

**Supplies:** Apron and any items you wish to add as personal embellishments

We will be creating two gourds, one similar to the photo (cut then woven), and one with linen bark applied then painted.

NO DROP-INS—Need to be pre-Registered.

For more information and/or directions please contact Cheryl at (775) 852-5090 or [cabennett@att.net](mailto:cabennett@att.net) The class is limited to 20.

## Round Willow Market Basket with Handle by Betty Hulse

### Workshop, July 15 & 16, 2011

9:30 AM – 3:30 PM

Joan O'Brien's Home

This willow basket is a round market basket with handle using the French Randing method of weaving. This two day class will be meeting in the backyard of Joan O'Brien's home located at 950 Yellow Pine Road, Reno. The cost of the 2 day workshop is \$50. Following is a list of the willow materials needed for this basket.

#### Basket Base

6 Bottom sticks (12 inches long) 1/4 to 3/8 diameter

6 (4 ft) thin weavers

12 (4 ft) medium weavers

#### Basket Sides

24 (4-5 ft) thick stakes 1/4 to 3/8 inches diameter and similar lengths

6 (4 ft) thin rods for 3 rod wale

24 (3-4 ft) medium rods (smaller than 24 thick stakes above) and similar lengths

16 (3-4 ft) medium rods for top waling

#### Handle

1 (6 ft) handle rod 3/8 to 1/2 inches in diameter

8-10 (5 ft) thin handle wrappers

Note: Betty can provide willow for the workshop if you do not have any willow or do not have the sizes needed. Please specify when you sign up in June or July.



#### *Editor's note:*

This is the first willow basket I made. It's the ugliest thing I have ever produced, but it serves a purpose everyday.

As one can easily see, I really need to take the class again., and I will.



## from the GBB archives

This looks like a fun little project, after all, Christmas is only 6 months away and some of us need to start early.

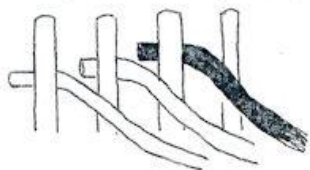
### © Ornamental Ball ©

**MATERIALS:** #2 - 1 coil natural  
#2 - 5 coils dyed red  
#0 - 8 coils

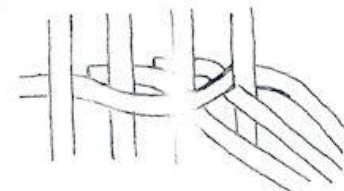
**CUT:** #2 - 5 spokes @ 18"  
mark centers  
#2 - 1 spoke @ 9"


**START**


1. Cross 3 over 2 at middle mark. Twine 3 rows.
2. Separate spokes into singles with awl. Twine 4 rows.
3. Insert 9" spoke (page 2). There are now 11 spokes. Twine 4 more rows. Cup the top gently to begin shaping into a ball (page 2).
4. Begin triple weave by adding a dyed weaver behind the next spoke to the right (Fig. 1).

Fig. 1

Take the weaver on the far left over two spokes to the right, behind the third spoke, and out (Fig. 2).

Fig. 2





Continue this weave, always keeping in mind the shape of the ball. This takes about 17 rows of the triple weave.

5. Stop the triple weave at marked spoke. Cut off the dyed weaver and let it lay behind one of the spokes. Do about 6 or 8 rows of twining, rounding the bottom. Cut off weavers and bury.
6. Trim spokes and insert next to spoke on opposite side of ball. The 11th spoke rests against inside of ball.

**FINISHING**

7. Slip point of awl under reed on top of ball, open space and insert a little piece of reed. Twist it into a ring (page 2), and anchor ends. Loop a piece of ribbon through this circle to hang.



*Love knows no limit to its endurance, no end to its trust, no fading of its hope; it can outlast anything. Love still stands when all else has fallen."*

## Definitions

The **Great Basin** is the largest area of contiguous endorheic watersheds in North America and is noted for its arid conditions and Basin and Range topography that varies from the North American low point at Badwater Basin to the highest point of the contiguous United States, less than 100 miles (160 km) away at the summit of Mount Whitney. The region spans several physical geography (physiographic) divisions, biomes/ecoregions, and deserts, and, in addition to being the ancestral homeland of the Great Basin tribes, was the 1849 location of the provisional State of Deseret .

**Basket Makers**, name given to the members of an early Native North American culture in the Southwest, predecessors of the **Pueblo**. Because of the cultural continuity from the Basket Makers to the Pueblos, they are jointly referred to by archaeologists as the Anasazi culture. They are so called because of their extensive practice of basketmaking; by covering the baskets with clay and baking them hard they created waterproof containers. One system of dating places their arrival in the area as early as 1500 B.C. They seem to have been at first nomadic hunters, using wooden clubs, hunting sticks, and the **atlatl**. They lived chiefly in houses with adobe floors and learned to grow corn and squash, probably from southern neighbors in Mexico. As they developed a more extensive agriculture, they dug pits and lined them with stone for grain storage and later built substantial dwellings lined with slabs of stone. At some time, perhaps c.500 B.C., they were succeeded in the area by the ancestors of the Pueblo, who probably absorbed many of them. Some Basket Makers may have moved and may have been the ancestors of other Native American tribes. Archaeologists divide the time of their culture into the Basket Maker and Modified Basket Maker periods; in the latter period they turned increasingly to agriculture.

### Some Raffle Items for the Retreat



Determine never to be idle.  
No person will have occasion to complain of the want of time who never loses any. It is wonderful how much may be done if we are always doing.  
Thomas Jefferson


Ps: that's why we have a house full of baskets, each one of us.

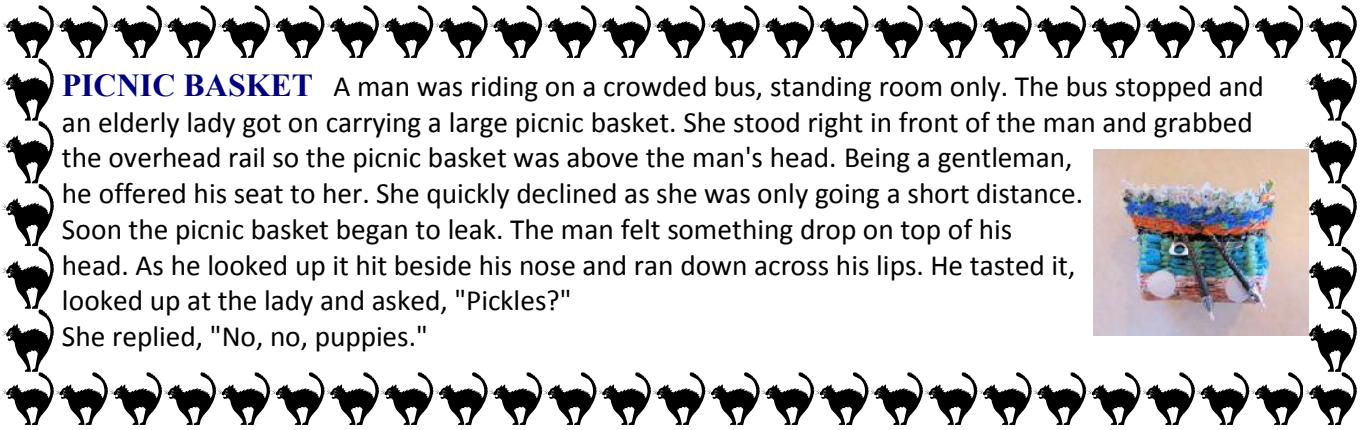
### New Book Just Out

In the fascinating new “Gourds + Fiber”, published by Lark Books, authors Jim Widess and Ginger Summit have taken the ancient tradition of gourd crafting into the world of contemporary art. You’ll find instructions for making more than 30 decorated gourds, using such fiber techniques as weaving, felting, stitching, teneffle, knotting, and more, using a ton of traditional and unusual materials. Embellishments like Draecena Draco and buttons are incorporated in new ways, and those of you who don’t work with gourds will discover new ideas for baskets, like creating a string art rim or a rattan wrap. This is a really good book!

Submitted by Mary Lee Fulkerson

*The book is in the library and may be checked out by any GBB member.*





**PICNIC BASKET** A man was riding on a crowded bus, standing room only. The bus stopped and an elderly lady got on carrying a large picnic basket. She stood right in front of the man and grabbed the overhead rail so the picnic basket was above the man's head. Being a gentleman, he offered his seat to her. She quickly declined as she was only going a short distance. Soon the picnic basket began to leak. The man felt something drop on top of his head. As he looked up it hit beside his nose and ran down across his lips. He tasted it, looked up at the lady and asked, "Pickles?" She replied, "No, no, puppies."



### History of the Nantucket Lightship Basket

In 1854, after too many years of shipwrecks off the coast of Nantucket, the United States Government ordered a ship with lanterns attached to its mast to be positioned twenty-five miles off the south shoals of Nantucket. The Nantucket South Shoal Lightship was anchored year-round to protect and warn vessels rounding these dangerous shoals. The courageous Nantucket sailors stationed on the lightships endured the harshest of winters and the balmiest of summers working many months at a time on the ship. They fought the isolation and loneliness of life aboard the South Shoal Lightship by weaving wooden-bottomed, wooden-handled baskets from cane. They made the baskets for their families as well as to sell on Nantucket as receptacles for everyday use.



By the turn of the century, more Nantucket Baskets were being made on the island of Nantucket than on the lightships themselves. The craft of basket making was passed from one basket maker to another. After retiring from the New South Shoal Lightship, William Appleton continued to weave baskets on Nantucket, teaching A. D. Williams, who in turn taught Ferdinand Sylvaro. Each of these men established notable reputations as weavers. One of the best-known basket weavers was Mitchell Ray, a third-generation weaver who for many years kept the art of basket weaving alive. It was Mitchell Ray who introduced Jose Reyes to the unique craft of Nantucket Basket making. Mr. Reyes was familiar with basket making having learned general weaving techniques in his homeland of the Philippines. He designed the first basket with a lid to be used as a purse and the first Friendship Basket Purse was created! Mr. Reyes along with many other famous Nantucket basket makers wove hundreds of baskets over the course of their careers. Their creations are now collector's items and treasured family heirlooms.

**Next Month's Newsletter Editor is: Karen Olson**  
 kvolson@charter.net 775-852-5401

**Great Basin Basketmakers Membership Application/Renewal**  
 Annual Membership Dues: \$20/yr, \$35/2 yrs, \$50/3 yrs. *(Renewals due in January)*

Date \_\_\_\_\_ Amount: \$ \_\_\_\_\_ New \_\_\_\_\_ Renewal \_\_\_\_\_

Name \_\_\_\_\_

Address \_\_\_\_\_

City \_\_\_\_\_ State \_\_\_\_\_ Zip \_\_\_\_\_

Telephone \_\_\_\_\_ Email \_\_\_\_\_

*Send this completed form and check payable to **Great Basin Basketmakers** and mail to:  
**Great Basin Basketmakers \* P. O. Box 11844 \* Reno, NV 89510-1844***



**Great Basin Basketmakers**  
Post Office Box 11844  
Reno, Nevada 89510-1844  
**RETURN SERVICE REQUESTED**

Non-Profit Org  
U.S.POSTAGE  
PAID  
Reno, Nevada  
Permit 300

**Time-Dated Material**  
**June 2011**

## **Great Basin Basketmakers**

Established January 1987

- \* Meet the first Thursday of each month in **Sparks at the Larry D. Johnson Community Center**, 1200 12th Street.
- \* **Open business meeting at 12:30 PM. All are welcome.**
- \* Show and Tell 1:30-2 PM. Program starts at 2:00 PM
- \* Membership dues for Great Basin Basketmakers are \$20/yr, \$35/2 yrs, \$50/3 yrs. \$5 extra per household member per yr. Dues are to be paid annually in January. Membership includes monthly newsletter, access to large library, and reduced workshop rates.
- \* Please direct address or email changes, membership dues, and requests for membership to:

PO Box 11844, Reno, NV 89510-1844

Questions regarding workshops, events, etc may be directed to  
GBB President, Karen Olson at [kvolson@charter.net](mailto:kvolson@charter.net) or

check our website at:

**[www.greatbasinbasketmakers.org](http://www.greatbasinbasketmakers.org)**

E-Bulletin board: Contact Margaret Marshall at  
[gmlmarshall@aol.com](mailto:gmlmarshall@aol.com)

## **Our Mission Statement**

The main focus of the Great Basin Basketmakers is to make baskets, to learn everything possible about the tradition and techniques of basketry and to pass this knowledge along to others.

