


Great Basin Basketmakers

Continuing 10,000 Years of Basket Arts



Newsletter

July 2011

Volume 25, No 7

Edited by: Karen Olson

www.greatbasinbasketmakers.org

“Behind the Scenes Datsolalee Basket Collection Tour”

At the Nevada State Museum with Gene Hattori

July 7, 2011

10 am — 2 pm

This month the guild meeting will be located at the NSM in Carson City. We will be having small personal tours of the Datsolalee basket collection and a potluck luncheon at noon in the museum’s auditorium. You must pre-register for the tours to be conducted at 10 am, 11 am, or 1 pm. There is still room on the 1 pm tour, please contact Karen Olson at (775) 852-5401 or kvolson@charter.net to sign-up. Since we have reserved the auditorium for our luncheon, admission to the museum and exhibits will be free for those attending the tours. So kick up your heels and come see these wonderful historic baskets.



On August 4th, we will return to the Larry D. Johnson Center in Sparks, NV for our guild meeting and program. Joan O’Brien will be doing a hands-on demonstration of constructing a God’s Eye. If you would like to participate please bring two sticks about 12” in length and a 7 foot length of 1/4” flat reed that has been soaked and placed in a plastic bag to mellow. Any two sticks will do, then you can follow along with Joan’s demo. The God’s Eye is used as a start for various types of ribbed baskets, connecting the rim of the basket to a handle. It can be found in melon baskets, egg baskets, potato baskets, Oriole basket, etc.

Calendar at a glance:

Jul 7th—Nevada State Museum, 10 am—2 pm
 Jul 15th/16th—Willow Workshop with Betty Hulse
 Aug 4th—God’s Eye with Joan O’Brien, LDJ Center
 Aug 18th—Ply Split Garlic Basket with Cornelia Kallerud
 Aug 20th—Beginning Broom Making with Mark Pietz

In This Issue:

Workshops.....2,3
 Highlights 2011 Retreat.....4,5
 Guild Meeting Minutes.....6
 Flo Hoppe Workshop.....7
 What’s a Basket.....7

WORKSHOPS

Round Willow Market Basket with Handle

Instructor: Betty Hulse

July 15 & 16, 2011

9:30 AM – 3:30 PM

This willow basket is a round market basket with handle using the French Randing method of weaving. This two day class will be meeting in the backyard of Joan O'Brien's home located at 950 Yellow Pine Road, Reno. The cost of the 2 day workshop is \$50. Following is a list of the willow materials needed for this basket.



Basket Base

- 6 Bottom sticks (12 inches long) 1/4 to 3/8 diameter
- 6 (4 ft) thin weavers
- 12 (4 ft) medium weavers

Basket Sides

- 24 (4-5 ft) thick stakes 1/4 to 3/8 inches diameter and similar lengths
- 6 (4 ft) thin rods for 3 rod wale
- 24 (3-4 ft) medium rods (smaller than 24 thick stakes above) and similar lengths
- 16 (3-4 ft) medium rods for top waling

Handle

- 1 (6 ft) handle rod 3/8 to 1/2 inches in diameter
- 8-10 (5 ft) thin handle wrappers

Note: Betty can provide willow for the workshop if you do not have any willow or do not have the sizes needed. Please specify when you sign up.

More than you wanted to know about "Willow"

- *The legend of the willow says that it can be used to attract love; wands made from the wood were once thought to endow the holder with moon magic.*
- *Willow wood produces a high grade of charcoal that once was used to make gunpowder.*
- *In Ireland, harps were predominantly made out of willow because the soul of the willow tree was thought of as musical.*
- *The bitter bark of the willow tree yields tannin, a substance that is used to tan leather.*
- *Willow is often planted to provide shade and to protect fields from winds.*

Beginning Broom Making

Instructor: Mark Pietz

Saturday, August 20, 2011

Sky Peaks Community Room

9:30 AM - 3:00 PM



Cobwebber

All materials are provided for students to construct a simple pot-scrubber, a small wisk, and a cobwebber. These items are made from genuine broom corn, jute, and waxed linen cord. The cobwebber stick is elm or other indigent wood and length will vary. Construction techniques are period-correct to the 1800s and involve simple stitching and a small amount of weaving. Students will learn the operation of an "Arkansas Broom Box" [foot operated].

Skill level: This class requires working with one's hands and a minimum level of upper body strength. Not recommended for those with physical disability or condition such as arthritis or weakness in hands, feet and joints. Students must be able to sit in a chair and have their feet reach the floor to operate the "broom box". Typical time to complete these projects is about four hours, so class will end when all projects are completed.

Dress: Wear old clothes. Shoes are mandatory, such as work shoes, sneakers, or running shoes. Bare feet, sandals, thongs, or similar footwear is **not acceptable**.

Cost: \$55 (includes materials fee) For more information or questions please contact Mark at 530-367-5607 or email at pietz@sebastiancorp.net. You must be pre-registered for the class; no drop-ins allowed.



Potscrubber

Small Wisk



The Whole Gosha

GBB 2011



2011 Lake Tahoe Basketmaker's Retreat

Our 4th retreat at Lake Tahoe is over and what a wonderful time we had! It snowed, rained and then the sun came out and all was beautiful. The food was fabulous.

Thanks to the teachers who all did a fabulous job. There were 30 basket makers and 60 worn out hands. Meg Price led stretching exercises before classes each morning. Thanks, Meg.

Kaylee made coffee before breakfast each morning and took hundreds of pictures. Thanks, Kaylee.

We had one weaver, Kaye Lervick, from Lake Havasu, Arizona, and three from Las Vegas: Dot Buckey, Lila Holdsworth, and Barbara Slivac.

I'm already looking forward to next year. Thanks to Karen Olson and Joan O'Brien for arranging the retreat. They did a great job!

By Billie Walker



Silent Auction Winners:

Linda Havens, Karen Rosselli,
Susan Lester, and Kaye Lervick.

RETREAT

Making Baskets



and



***Footstools...
or are they just showing off!!***

Meeting Minutes

GBB Meeting Minutes **June 3, 2011 Larry Johnson Center**
Submitted by Cat Mena.

Meeting was call to order @ 1:05 pm by President Karen Olson. There were 25 sensational members present, giddy with delight at the bargains just acquired via the Material & Book sale.

Treasures Report by Karen Rosselli

Membership Report by Sandy Zoerner – membership stands at 185.

Correspondence Report by Billie Walker: Pat Morfoot's husband is doing well, good news.

Meeting Program Report by Karen Olson: Remember – next month's meeting will be at the Nevada State Museum in Carson City. Sign up for the Dat-So-La-Lee basket tour-- they are limited in size, tours @ 10am, 11am, and 1pm. We will have a potluck lunch from 12pm to 1pm. GBB has rented a room from 10am-2pm. Please pay your admission into the museum when you arrive. Check out GBB website for current program changes. Please contact Karen if you have a request or would like to be a presenter.

Monthly Workshop Report by Carol Thomas: On *June 16 & 17* Cheryl Bennett will teach Gourdeous Gourds. Betty Hulse will teach a Willow Class on *July 15 & 16* at Joan O'Brien's House. Linda Pietz and her husband have offered to teach broom making and a 12th century tool basket – sign up for these wonderful classes.

Special Workshop Report by Joan O'Brien: Sign-up and make a \$35 deposit now for Flo Hoppe's Workshop (Sept. 9, 10, & 11).

Exhibits/Shows Report by Rima Kent-Steiber - *Made in Nevada* event on July 23. Contact Rima if interested. Contact Margaret Marshall if you are interested in making baskets for a Christmas Sale at Classic Residents. Cheryl Bennett reported on SPCA Co-op sales, the July Rock Art show and Sept. Basket Show – "Colors of Nature"

Special Projects/Event Report by Karen Olson: Retreat report: A good time had by all - pictures were on display.

Library Report by Connie Douglas – New books are coming. Surplus library stuff sold in the June 2nd material sale netted over \$50.

New Business: The 2004 Collaborative Raffle Project display will be housed at The Wally Cuchine Gallery in Eureka – Anyone interested in a fieldtrip to Eureka to deliver the display – contact Karen Olson.

Announcements: Plant sale Rancho San Raphael Park-Saturday June 4th. CIBA is having their gathering in Ione, CA – June 24-26. Columbia Basin Basket Guilds' Fall Retreat is in Oct. The dates for our GBB retreat have been set for May 15-18, 2012.

Meeting was adjourned at 1:25 pm. Show and Tell commenced – Sharing your treasures stimulate and ignite our creative spirits, plus you receive a raffle ticket.

Flo Hoppe is coming in September

Reminder...

There's still time to sign-up for any of the Flo Hoppe workshops to be held September 9th, 10th, or 11th, 2011. Contact Joan O'Brien for sign-ups at (775) 849-3442 or email her at joaneob@charter.net. For more information check out the website at www.greatbasinbasketmakers.org. This is a wonderful opportunity to learn some great basket weaving techniques from a renown basket maker. Don't miss out!!!!

"What is a basket?" — Although the exact origin of the word "basket" is uncertain, the search for its beginnings yields several interesting possibilities. It can be traced back to the Middle English of 1300-1475, which took extensive borrowings from the French. This included the Old North French "*baskot*" which was akin to the Old French "*baschoue*" or wooden vessel. Both of these words come from the Latin "*bascauda*" — a kind of basin or dishpan which was of Celtic origin.

Webster's dictionary defines "*basket*" as (1) a receptacle made of interwoven materials; (2) any various lightweight, usually wood, containers; or (3) something that resembles a basket, especially in shape or use. Traditionally, one of these definitions is what we think of when we hear the word "*basket*." The diversity in shape and form was primarily determined by the materials at hand, usually naturals such as vines, stems and branches, bark and tree roots, bamboo, cane, grasses. And because the type of material determined the techniques that were used, baskets could be identified as functional objects that were woven, plaited, twined, ribbed, or coiled. In fact, it has been said that basketry was one of the few craft and art mediums that could be identified by the technique rather than by the material.

from the black creek country news — Spring 2000

Next Month's Newsletter editor is:
Sandy Zoerner at (775) 786-2165 or zoerware@sbcglobal.net



Great Basin Basketmakers Membership Application/Renewal

Membership Dues: \$20/yr, \$35/2 yrs, \$50/3 yrs. (Due annually in January)

Date _____ Amount: \$ _____ New _____ Renewal _____


Name _____

Address _____

City _____ State _____ Zip _____

Telephone _____ Email _____

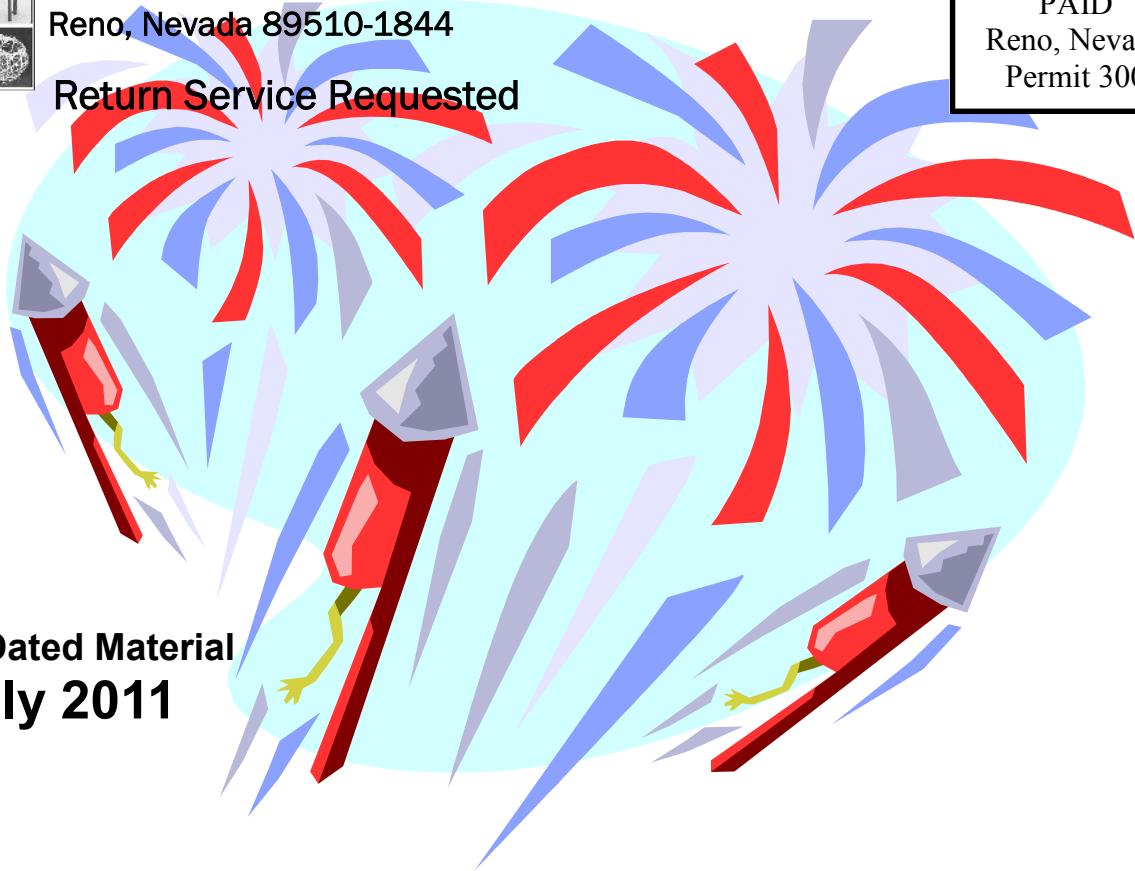
Send this completed form and check payable to **Great Basin Basketmakers** and mail to:
Great Basin Basketmakers * P. O. Box 11844 * Reno, NV 89510-1844



Great Basin Basketmakers
Post Office Box 11844
Reno, Nevada 89510-1844

Return Service Requested

Non-Profit Org.
U.S. POSTAGE
PAID
Reno, Nevada
Permit 300



Time-Dated Material
July 2011

Great Basin Basketmakers

Established January 1987

- * Meet the first Thursday of each month in Sparks at the Larry D. Johnson Community Center, 1200 12th Street,
- * Open business meeting at 12:30 PM. All are welcome.
- * Show and Tell-1:30 PM. Program starts at 2:00 PM
- * Membership dues for Great Basin Basketmakers are \$20/yr, \$35/2 yrs, \$50/3 yrs, \$5 extra per family member. Dues are to be paid annually in January. Membership includes monthly newsletter, access to large library and reduced workshop rates.
- * Please direct address or e-mail changes, membership dues and requests for membership to P.O. Box 11844, Reno, NV 89510-1844.
- * Questions regarding workshops, events, etc. may be directed to GBB President, Karen Olson at kvolson@charter.net or check our website at

www.greatbasinbasketmakers.org

E-Bulletin Board contact Margaret Marshall at gmlmarshall@aol.com

Our Mission Statement

The main focus of the Great Basin Basketmakers is to make baskets, to learn everything possible about the traditions and techniques of basketry and to pass this knowledge on along to others.

