


Great Basin Basketmakers



Continuing 10,000 Years of Basket Arts

Newsletter

April 2009

Volume 23 Number 4

Edited by

Sandy Zoerner

www.greatbasinbasketmakers.org



What's happening at the Museum

With Ray Geiser

General Meeting Program—April 2nd @1:00P.M.
Sparks Larry D. Johnson Community Center

In spite of what we have heard about proposed budget cuts at the Nevada State Museum in Carson City there is still a lot going on. For one thing the GBB exhibit in 2010 is still a go and Ray Geiser the Director of Exhibits is very excited about that. We have worked with Ray on two other shows in 2006 and 2007 and it is a pleasure to do so again. A glass Atrium is just being completed that connects the old museum to the old Under One Sky exhibit building. As well as the gallery, there will be space in the new addition for us to hang what Ray calls a "WOW" basket to be designed and woven by GBB. Ray will be here on April 2nd to tell us all about it with visuals of the space and a challenge for us to create new and original designs for both the old and new spaces. If you want to see something futuristic and wonderful be at the meeting. See you there.


In This Issue:

| | |
|------------------------------------|-----|
| April Workshops..... | 2 |
| Events Here & About..... | 4 |
| Retreat Raffle Contest..... | 5 |
| Twig Beads..... | 5 |
| 2009 Retreat..... | 6,7 |
| GBB Scholarships..... | 8 |
| GBB Archives..... | 9 |
| Alpine Library Exhibit..... | 10 |
| Basket in a Bag Photos Wanted..... | 10 |
| GBB Minutes..... | 11 |
| GBB Treasurer's Report..... | 11 |
| Library Info..... | 11 |

April at a glance:

| | |
|-----------------|---|
| April 1st | April Fools Day |
| April 2nd | GBB General Meeting |
| April 12 | Easter |
| April 15 | Final Retreat Payment Due |
| April 16 | 3rd Thurs Workshop, Larry D. Johnson Center |
| April 18 | 3rd Saturday Workshop Sky Peaks Community Room |
| April 22 | Earth Day |

ATTENTION: Final Payment for the retreat is due April 15. There are still rooms available—Sign up NOW. Details regarding the retreat can be found on pages 6 & 7 of this newsletter. Also remember the retreat raffle basket contest, details on page 5.



April Workshops

3rd Thursday Workshop

April 16, 2009

Larry D. Johnson Center

9:30 am to 3:00 pm

One Fish... Two Fish... Red Fish... Blue Fish

Instructors: Karen Olson & Carol Thomas



Come make fish with Karen and Carol, get creative using recycled materials in honor of Earth Day. Let your imagination and happy spirit go wild making fish to hang; maybe by shaking them it will bring good luck to the disappearing salmon along the Pacific coast.

Please bring any materials you would like to share—reed, beads, acrylic paint, twine, waxed linen, corn husks, etc. We will provide reed, wire, seagrass, willow, wraphia, and other native materials. You will need your usual tools—soaking bucket, towels, spray bottle, scissors, and awl. Class fees are \$15 for members, \$20 non-members, and \$3 materials fee. For more information contact Carol at plantweaver@sbcglobal.net or 775-345-0161, or Karen at kvolson@charter.net or 775-852-5401.

3rd Saturday Workshop

April 18, 2009

Sky Peaks Community Room

9:30 am - 4:00 pm

Ply-Split Mat or Bowl

Instructor: Cornelia Kallerud



Ply-Split Mat

Cornelia will guide you in creating a Ply-Split woven mat or bowl. If you missed Linda Hendrickson's workshop this will be your second chance to learn this fascinating ancient technique.

We will use 36 cords, 25" long - 6 sets of 6 different colors, of your choice. The cords are about 1/8" diameter of varying materials, mostly different textured cotton. The grip-fid is medium size, about 3/16" diameter. With these dimension the finished mat will be about 7" point to point.

Ply-Split Bowl





You can work on it as long as you like and stop whenever the design looks good to you. You can block the piece and make it into a mat or leave the edges curled up and make it into a bowl. You can create your own design or use one of mine. Wherever you are at the end of the day you can call it finished, or continue on your own.

Class fees are \$15 for member, \$20 for non-member, with a \$22 cordage fee and an \$8.00 tool fee. Bring your scissors, own cordage (if you already have some), and Grip-fid, or you can borrow a grip-fid. ***And don't forget your lunch!*** FMI: Cornelia at 530-581-4672 or email cktahoe@hotmail.com.

Feb Market Basket Workshop



Feb Willow Workshop



Events Here & About



530-735-6677 or <http://www.gourdfarmer.com>

27th Annual Smithsonian Craft Show
Telling America's Story through the Art of Craft
April 23 – April 26, 2009
National Building Museum Washington, DC
for info: www.smithsoniancraftshow.org

Bay Area Basket Makers will be having their retreat at Heidelberg Lodge, Donner Summit August 14-16; for info check out <http://babmbaskets.tripod.com>

[Tidal Twinings Retreat Registration Will Soon Open](#)

The class offerings and registration materials for the 2009 Tidal Twinings Retreat will soon be available. [The brochure will be available online](#). Registration deadline is June 13, 2009. <http://www.basketryguild.org/>

JOIN US IN PORTLAND TO CELEBRATE 2009 NBO BIENNIAL CONVENTION, "TRADITIONS & INNOVATIONS V"

July 28 - August 2, 2009
Portland State University, Portland, Oregon
Workshops & registration form can be found online at:
<http://www.nationalbasketry.org/portland2009/>

Davis Ranch 1st Annual Gourd Festival Sept 19 & 20, 2009; More details can be found at:
<http://www.zslproductions.net/davisranch/>

IWC 2009: A CONFERENCE FOR FIBER ARTISTS

July 30 - August 2, 2009 - Early Bird Registration is open NOW!

Fort Lewis College, Durango, Colorado

3-day Workshops, Market, Juried and Non-Juried Exhibits.

Nationally renowned fiber arts instructors. For all levels.

Basket makers may especially be interested in the workshop by Jackie Abrams: Paint and Plait: Bias Plaited Baskets www.intermountainweavers.org

Fall Basket Weaving Retreat!

Basket Patterns & Thunder Bay Resort (Hillman, Michigan) have teamed up to bring you the **Ultimate Basket Weaving Retreat!**

October 8th, 9th, 10th & 11th

Call 1-800-729-9375 or www.thunderbayresort.com

GloryBee foods sells beeswax, glycerin, and many other products. Their website is: www.GloryBee.com

RETREAT RAFFLE CONTEST

New this year is a contest to pick the best basket offered for the retreat raffle with the winner receiving a full scholarship to the retreat. As we did last year, we encourage all retreat participants to make baskets for the raffle. This helps to offset the retreat expenses. Bring your basket to the May meeting for judging to determine the best basket. Everyone attending the May meeting will have an opportunity to pick the best basket. Also, members not attending the retreat will also have a chance to enter the raffle during the May meeting.

Twig Beads For Embellishing Your Baskets

Source: Basketmakers.com

Spring is a good time to make a collection of wooden twig beads to use as embellishments for your baskets. Wooden twig beads can be added to finished baskets as a tie-on or can be incorporated into the construction of the basket.

Many wood species work well for this project. It can be a fun way to get together with friends or family for a walk through the woods to make a nature craft. Even if you don't use these wood beads on your baskets, you could make a variety of shapes and sizes to string for a garland or a necklace. This idea would make a good Scout craft project.

I used a variety of wood species including holly, forsythia, willow, apple, sassafras and maple. The forsythia was the easiest because the branches of that shrub are hollow. The sassafras has an interesting green bark that kept its color when it dried. Willow rods in white, buff or brown also provide interesting variety. Fruit tree prunings are another good choice. Try the same technique on branches that grow near your home. Try to vary the bark color and texture. The beads that were cut on an angle can be strung so that they form a zig-zag pattern.



Once your beads are cut to size and decorated, string them and put them aside to dry. Be certain to make a large enough quantity to have a nice selection to choose from when you make your next basket.

Directions

- Use a pruning shears to cut the branches from the tree.
- Cut the branches into short lengths for beads.
- Cut some on an angle and others straight across.
- Cut the branches in a variety of lengths.
- Peel both the inner and outer bark off some pieces.
- Peel the outer bark off, but leave the inner bark on others.
- Leave the bark on and carve a selection of patterns in the bark.
- Make dots or squiggles or stripes or spirals in the outer bark.
- Choose a variety of twig diameters.
- Push a stiff pin through the pith of the branch to start hollowing out the center of the bead.
- Enlarge the hole through the center of the bead with a nail or a small drill bit.
- Thread the beads on a length of waxed linen thread and set aside.
- Allow finished beads to dry before using.

2nd Annual GBB Retreat
Tuesday, May 12th thru Friday, May 15th
Zephyr Point Conference Center
Zephyr Cove, Nevada

This year's retreat has been expanded by one day to include more classes. We are again meeting at the beautiful Zephyr Point Conference Center at Lake Tahoe, Nevada. The cost this year for 3 nights lodging with double occupancy and 8 meals will be \$197. As a special treat this year GBB is graciously covering all the instructors' fees for the classes and the participants will be responsible only for the materials fees for any classes they wish to take. Scholarships to the retreat are available and the forms to apply for a scholarship are in this newsletter. A sign-up sheet is available at all meetings or you can mail your check (made payable to Great Basin Basketmakers) to Joan O'Brien, 950 Yellow Pine Rd, Reno, Nevada 89511. **Final payment is Due April 15!**

We have lots of fun activities planned. The evening programs will include making cordage with electric drills, lashings, making mini reindeer fetishes and so much more. Last year was such a joyful gathering!! Hope to see you there this year.

RETREAT SPECIAL TOUR

Cornelia Kallerud, a volunteer docent, has offered to take us on a tour of the Thunderbird Lodge located at Lake Tahoe. The tour will be on Friday, May 15th from 1:00 - 2:30 pm. The cost will be \$15.00 per person to be collected before the tour, either cash or personal check made out to the Thunderbird Lodge Preservation Society or TLPS.

The walk is less than a mile, but there are stairs and uneven ground; along with an 800 ft long underground tunnel. The "Thunderbird" (boat) is not in the boat house, because of the low water level. Please keep these things in mind when signing up. Sandy Zoerner will assist me as the "sweep", in case you run off course she'll sweep you up.

Carpooling will be essential--since there is not much parking--we can squeeze in about 7 cars; however if the ground is dry there will be more parking. I'd like to have no more than 25 with a minimum of 15. A sign-up sheet will be at the next two monthly meetings or contact me at (530) 581-4672 or cktahoe@hotmail.com.

Retreat Workshops

Hairy Bird's Nest Basket

Instructor: Carol Thomas

Wednesday, May 13, 2009 9:00am - 11:30am



We will be making the large size nest with overall width of 7 1/5". It is made from #2 round reed which can be natural, smoked, dyed, or stained after finished. There is a material fee of \$2.00 for each basket. If you wish to bring your own materials you will need:

16 - #2 round reed @ 20" spokes

96 - #2 round reed @ 7" weavers

1 - #2 round reed @ 85' twiner

The optional baskets are made with #1 and #0 round reed. The faster weavers may be able to make one of the smaller sizes in addition. The class is based on a pattern by Beth Sager who says "A bird's nest in the home is a sign of good luck." Sign-up sheets will be at the April meeting or you can call or email to reserve your spot in the class. Contact Carol Thomas at (775)345-0161 or plantweaver@sbcglobal.net.


More Retreat Workshops

"Willow Bill" and the Reindeer

Retreat Class, Wednesday, May 13, 1 - 4 PM

Cost of materials is **\$17.00 per person**. Please make out check to GBB and give to Eileen Brilliant at the April meeting or send to me at PO Box 5884, Stateline, NV 89449 **by April 15**.

Make an openwork reindeer of willow with plenty of space to do some weaving or decorate with Christmas lights for the season.



Participants will work in teams of two. Try hooking up with your roommate or partner before the retreat so you can work out your supplies. Each team will make two reindeer.

Supplies: Each participant will need an electric drill and a pair of clippers. Each team will need an extension cord, a drill bit 7/64 or 5/32, (smaller than 1/8), and a screw bit average size #2. Bill will supply all of the screws and all of the willow.

If you have any questions about supplies you may call **Bill at 775-842-3594**. Identify yourself as GBB and he will be glad to help you. If you have questions about anything else call **Eileen Brilliant @ 530-544-5145**. Please have your cell phone off or on vibrate during class time. Thank you and have fun.

Thursday's retreat workshops are taught by **Sue Coleman**. Beginning to advanced levels may sign up and try either one or both baskets. It is advised for beginners to pick just one to try. Advanced weavers will probably be able to do both if they wish. This will be quite an opportunity and challenge for all levels. Sign-ups will be at the April meeting or contact **Sandy Zoerner at (775) 786-2165 or zoerware@sbcglobal.net**. Material fees are payable to Sandy.

As of March 13th, there are 26 members signed up for one or both classes. If you are not signed-up for one of the classes, we could use your assistance in the class. Please contact Sandy if you can help with a class.

Tools needed include: Awl, bowl for water, small towel, scissor, knife, sponge (2" square), cutter for trimming.

Winnowing Tray

Instructor: Sue Coleman

Thursday, May 14, 2009, 9 am till noon

\$10 materials fee



Winnowing Tray by Carol Thomas

Burden Basket by Carol Thomas



Small Burden Basket

Instructor: Sue Coleman

Thursday, May 14, 2009, 1:00pm - 4:00pm

\$10 materials fee

For the burden basket, Sue will have #1 & #2 round reed for weaving but if anyone wants to bring other weaving materials for color or different affects, they are encouraged to do so.

GBB Scholarships

In harmony with our Mission statement GBB is offering scholarships to promote the study and preserve the traditions of basketry. Two scholarships of \$150.00 each are available yearly. One of them will be given as a prize for the best basket submitted for the retreat raffle. There will still be one scholarship available, so if you are going to the retreat, Misty Washington in San Diego, the NBO conference in Portland this summer, or any other basketry get together in the country and you would like a scholarship please sign up. A copy of the application is being published in this newsletter for your convenience. If you have any questions please feel free to call Eileen Brilliant at 530-544-5145

Great Basin Basketmakers Scholarship Application

Goals: The purpose of providing scholarships and grants is to promote the study and preserve the traditions of basketry. GBB has set aside funds to award grants for activities which may include: lectures, seminars, workshops with hands on experience, publishing, or research projects.

Eligibility: Scholarships are available to anyone who is a member in good standing and who has six months active membership in the group. "Active membership" may be defined as participation in the activities of GBB such as committees, programs and classes.

Name _____

Address _____

City _____ **State** _____ **Zip** _____

Phone: Home _____ **Work** _____

Name of Project or Workshop _____

Dates of Project _____

Brief Description of Scholarship Proposal:

Estimated Expenses: Examples of expenses could include: tuition, materials fees, conference registration, per diem, and transportation. Receipts for expenses incurred to be submitted to GBB upon completion of the project or workshop.

Please submit this form to the President of GBB or the President of the Board of Directors at least 30 to 60 days prior to the event. If you have any questions please call Eileen Brilliant at 530-544-5145 or email brillianteileen@aol.com.

GBB Archives

Editor's Note: Since Earth Day is in April, I thought it appropriate to have something about recycling. I found an article in the April 2001 GBB newsletter about the Basket Challenge—Recycling. I thought I would share the ideas presented here and maybe someone will bring a basket made from recycled materials for April's show and tell.

One idea:

Get a soda pop can, drink the pop, cut off the top lid. With shears, cut the can in strips, clear to the bottom. Using wire or some other material, weave up the sides in any shape your heart desires.



Member Gretchen Birdsall and her twin sister (of New Jersey), described a way to make baskets from old Christmas cards. They cut strips on a pasta maker and weave them on a two-inch mold. Use whatever is handy, like the bottom of a water bottle or glass, but tack or tape the base to it. They make these small baskets for trinkets, tree ornaments, hostess gifts, or just to enjoy. For more info on their business: www.peapodweavers.com.



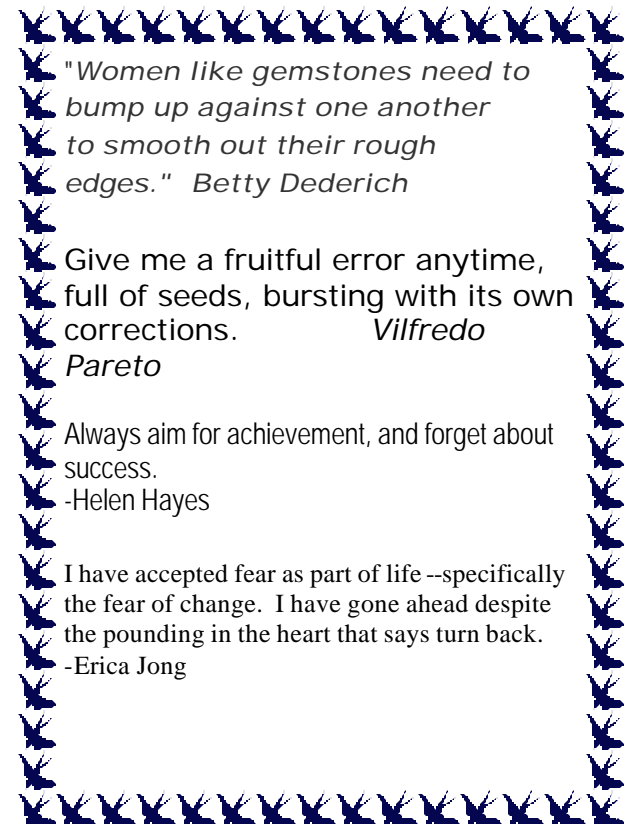
Second idea:



Save your newspapers. Color can be interesting, so watch for the color ads. Tear a single page in half. Place a pencil or chopstick on one corner, and roll to the opposite corner. Secure with a small piece of tape and remove pencil. Repeat again and again.

These are your weavers. Telescope one inside the other to get long weavers. Insert a floral wire or length of coated telephone wire inside each roll.

Use these newspaper rolls for spokes, too, or use regular reed or wire spokes. Twine with the rolls into any shape desired. Color can be placed as wanted. So can words. Coat with an acrylic finish to keep newspaper from fading.



"Women like gemstones need to bump up against one another to smooth out their rough edges." Betty Dederich

Give me a fruitful error anytime, full of seeds, bursting with its own corrections. Vilfredo Pareto

Always aim for achievement, and forget about success. -Helen Hayes

I have accepted fear as part of life--specifically the fear of change. I have gone ahead despite the pounding in the heart that says turn back. -Erica Jong

Alpine Library Exhibit, May/June
Betty Hulse

I hope we have a variety of baskets for the next GBB exhibit at the Alpine County Library in mid May to mid June. Bring your baskets to the May meeting for Paula to take with her. The library display case is small so baskets must not be much larger than 6 x 6 inches. The display case is locked and visible to whoever is working at the library desk so they will be very secure.



Sue Ann Monteleone's Basket in a Bag Creation




Sunset at the Retreat 2008

Photos Wanted

We had some great baskets and ideas presented during our March meeting from "The Basket in a Bag" Challenge, but I only have the above photo. Please submit a photo of your creation to myself (Sandy) or Cornelia (our next editor) for publication in the next newsletter. Thank-you.

Next Month's Newsletter Editor is:
Cornelia Kallerud

(530) 581-4672 or cktahoe@hotmail.com



Great Basin Basketmakers Membership Application/Renewal

Annual Membership Dues: \$20/yr, \$35/2 yrs, \$50/3 yrs. (Renewals due in January)

Date _____ Amount: \$ _____ New _____ Renewal _____

Name _____

Address _____

City _____ State _____ Zip _____

Telephone _____ Email _____

*Send this completed form and check payable to **Great Basin Basketmakers** and mail to:
Great Basin Basketmakers * P. O. Box 11844 * Reno, NV 89510-1844*

GBB General Meeting Minutes March 5, 2009 by Malinda Parks


- ? ? Membership: Last call for the 30 or so members who still need to renew membership. Our roster is available from Sandy Zoerner. Membership stands at 194.
- ? ? Meeting Programs: April meeting program will be a talk given by Ray from Nevada State Museum. Thank you Joan and April for the lesson on hand made cordage.
- ? ? Special projects and events: Final registration \$25.00, and payment of \$172.00 for our May 12th thru 15th. retreat is due and payable at the April meeting. One scholarship is still available check our website. A special tour of the Thunderbird Lodge has been arranged by Cornelia for 5-15 for those interested @ \$15.00 per person.
- ? ? Workshops for April: 3rd Thurs Create woven fish large or small. 3rd. Sat split ply weaving.
- ? ? Exhibits and shows; Bring your small baskets to our April meeting for the Alpine Library Show. Remember your creative baskets for our Retreat Raffle at our May Meeting. August is our show at the Artists co-op please plan to contribute.
- ? ? Other: Thank you again to Kelly O'Brien and Karen Olson for our great new website! Keep a eye on the site for our special teacher classes.

February Treasurer's report by Sandy Zoerner

During the month of February, we took in \$794.24 and paid out expenses of \$210.53 leaving a balance in our accounts of \$12,502.67. We added 3 new members to our roster. Welcome! We took in \$130 from the 2 workshops in February taught by Betty Hulse. Thank- you Betty! Copies of detailed reports are available upon request.

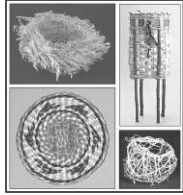


? Our library at the Larry Johnson Community Center available to all of us whenever the Center is open and the room is free. Just call the desk at 353-7780 to check that the room is open and then pick up the key from the person at the desk when you arrive. Don't forget to sign out any books you check out and then return the key. Books can be returned in the same manner. There is a comprehensive list of all our books printed out and available. Any questions?? Call or email Joan at (775) 849-3442 or joaneob@charter.net.



Author/artist Lucy Lippard said the goal of the handmade is to build a culture, a knowledge, of who we are, through dance, storytelling, journaling, making music, and then creating an object that reflects aspects of those things. How? By trying many directions. Soon they will pare down to just a few. Explore those. She calls this process "the Culture of the Heart."

*Forget mistakes. Forget failures. Forget everything except what you're going to do now and do it. Today is your lucky day.
-Will Durant*



Great Basin Basketmakers
Post Office Box 11844
Reno, Nevada 89510-1844

Non-Profit Org
U.S. POSTAGE
PAID
Reno, Nevada
Permit 300

RETURN SERVICE REQUESTED



Time-Dated Material
April 2009

Great Basin Basketmakers

Established January 1987

- ? Meet the first Thursday of each month in **Sparks at the Larry D. Johnson Community Center**, 1200 12th Street.
- ? Open business meeting at 11 AM. **All are welcome.**
- ? Bring a sack lunch.
- ? Show and Tell/Lunch 12-1 PM. Program starts at 1:00 PM
- ? Membership dues for Great Basin Basketmakers are \$20/yr, \$35/2 yrs, \$50/3 yrs. \$5 extra per household member pr yr. Dues are to be paid annually in January. Membership includes monthly newsletter, access to large library and reduced workshop rates.
- ? Please direct address, email changes, membership dues, and requests for membership to PO Box 11844, Reno, NV 89510-1844
- ? Questions regarding workshops, events, etc may be directed to GBB president, Joan O'Brien at 775-849-3442 or joaneob@charter.net or check our website at:

www.greatbasinbasketmakers.org

E-Bulletin board: Contact Margaret Marshall at
gmlmarshall@aol.com

Our Mission Statement

The main focus of the Great Basin Basketmakers is to make baskets, to learn everything possible about the tradition and techniques of basketry and to pass this knowledge along to others.

